# Certificate

## SAP INTEGRATION CERTIFICATION

SAP SE hereby confirms that the ABAP interface software for the product

## Industry Standard Solution for Plant Maintenance 100

of the company **Reliability Dynamics LLC**

has been certified for integration with SAP S/4HANA on-premise edition 1709 via the SAP integration scenario *ABAP Add-On Deployment for SAP S/4HANA.*

This certificate confirms the technical and syntactical consistency of the Add-On in accordance with SAP certification procedures.
SAP only certifies successful integration of the product with SAP solutions. Vendor is responsible for the product itself and its error-free operation.

The certification test is documented in report no. 12405
and expires September 13, 2021.

Vendor Hardware: PC x86-64
Vendor Operating System: Linux
SAP Test System: SAP S/4HANA on-premise edition 1709

This configuration meets the requirements for deploying Industry Standard Solution for Plant Maintenance 100 on SAP S/4HANA on-premise edition 1709.

**Certified Functions:**

Assign Software Component with a registered Namespace
Package Add-On using SAP Add-On Assembly Kit (AAK)
Deploy using SAP Add-On Installation Tool (SAINT)
Integrate with SAP S/4HANA on-premise edition
Technical Un-Installation Test
SAP Solution Manager Ready functionality

Montreal, September 13, 2018

Saurav Chetry, SAP SE

SAP, R/3, and SAP NetWeaver are registered trademarks of SAP SE Germany.
All other names are registered or unregistered trademarks of the individual firms.
http://www.sap.com/icc

SAP® Certified
Integration with SAP S/4HANA®

# Interface Certification

# ABAP Add-On Deployment on SAP S/4HANA

# Test Report

SAP Integration and Certification Center

© 2018 SAP SE or an SAP affiliate company. All rights reserved.
No part of this publication may be reproduced or transmitted in any form
or for any purpose without the express permission of SAP SE or an SAP affiliate company.
SAP and other SAP products and services mentioned herein as well as their respective logos are trademarks or registered trademarks of SAP SE (or an SAP affiliate company) in Germany and other countries. Please see http://www.sap.com/corporate-en/legal/copyright/index.epx#trademark for additional trademark information and notices.
Some software products marketed by SAP SE and its distributors contain proprietary software components of other software vendors.
National product specifications may vary.
These materials are provided by SAP SE or an SAP affiliate company for informational purposes only, without representation or warranty of any kind, and SAP SE or its affiliated companies shall not be liable for errors or omissions with respect to the materials. The only warranties for SAP SE or SAP affiliate company products and services are those that are set forth in the express warranty statements accompanying such products and services, if any. Nothing herein should be construed as constituting an additional warranty.
In particular, SAP SE or its affiliated companies have no obligation to pursue any course of business outlined in this document or any related presentation, or to develop or release any functionality mentioned therein. This document, or any related presentation, and SAP SE's or its affiliated companies' strategy and possible future developments, products, and/or platform directions and functionality are all subject to change and may be changed by SAP SE or its affiliated companies at any time for any reason without notice. The information in this document is not a commitment, promise, or legal obligation to deliver any material, code, or functionality. All forward-looking statements are subject to various risks and uncertainties that could cause actual results to differ materially from expectations. Readers are cautioned not to place undue reliance on these forward-looking statements, which speak only as of their dates, and they should not be relied upon in making purchasing decisions.

# Interface Certification #12405

**SAP Interface incl. Release:** **ABAP Add-On Deployment for SAP S/4HANA**
**SAP Product incl. Release:** **SAP S/4HANA on-premise edition 1709**

**Hardware used for SAP test system:** **PC x86-64**
**Operating System of SAP test system:** **Linux**

---

**Name of Vendor:** **Reliability Dynamics LLC**
**Vendor Number (SAP internal):** **1223132**

**Vendor Product Name:** **Industry Standard Solution for Plant Maintenance**
**Release Vendor Product:** **100**
**Vendor Product Number (SAP internal):** **9379**

**Vendor Interface Software Name:** **Interface for ISPM**
**Release Vendor Interface Software:** **100**

**Hardware used for Vendor Test System:** **PC x86-64**
**Operating System of Vendor Test System:** **Linux**

**Language Version tested:** **English**

**Certification Date:** **September 13, 2018**
**Expiration Date:** **September 13, 2021**
**Location:** **remote**
**Persons present - Vendor:** **Tony Ciliberti**

**Persons present - SAP:** **Saurav Chetry**

---

**Certified Functions:**

- ☒ **Assign Software Component with a registered Namespace**
- ☒ **Package Add-On using SAP Add-On Assembly Kit (AAK)**
- ☒ **Deploy using SAP Add-On Installation Tool (SAINT)**
- ☒ **Integrate with SAP S/4HANA on-premise edition**
- ☒ **Technical Un-installation Test**
- ☒ **SAP Solution Manager Ready functionality**

---

# 1. Product Information

| Product information | |
|---|---|
| Product web page: | |
| Which releases of the SAP Business Solutions does partner's software support? | ☒ SAP S/4HANA, on-premise edition 1709<br>corresponding version of partner's product: RDEAM 100 |
| Support contact information: | support@rd-eam.com |

# 2. Functional Overview

The information in this section is provided to SAP by the vendor for information purposes. SAP cannot gurantee the functional correctness of the below as it is beyond the scope of this certification testing. Please refer section 6.2 of this test report for the list of test cases executed to check the integration during the cerfication drive.

| Supported Functions and Business Processes – General Description | |
|---|---|
| Overview on the functionality and the purpose of the 3rd party product. | The Industry Standard Solution for SAP Plant Maintenance (ISPM®) helps asset-intensive industries improve equipment availability and minimize hazards with high-quality equipment reliability data. High-quality, structured reliability data give companies better insight into equipment reliability and performance, enable data-driven decision making for equipment assets, and thus help companies improve their bottom-line. ISPM methods are consistent with international standard ISO 14224. *<br><br>ISPM is an add-on solution for application of ISO 14424 methods and content in the SAP Plant Maintenance module. Business processes include technical hierarchy, malfunction reporting, preventive maintenance and inspections reporting, consequence accounting, reliability data quality management, reliability data aggregation, corporate reliability metrics, and industry benchmarking of reliability metrics.<br>ISPM has been tried, tested, and refined through 13 years of application in industry. Reliability Dynamics is a licensed engineering company and an SAP-certified solution provider. Tony Ciliberti, Reliability Dynamics' Principal Engineer, is an American National Standards Institute (ANSI) appointed US Expert in the ISO 14224 project group (TC67/WG4/PG1).<br><br>* ISO 14224:2006 Petroleum, petrochemical and natural gas industries -- Collection and exchange of reliability and maintenance data for equipment |

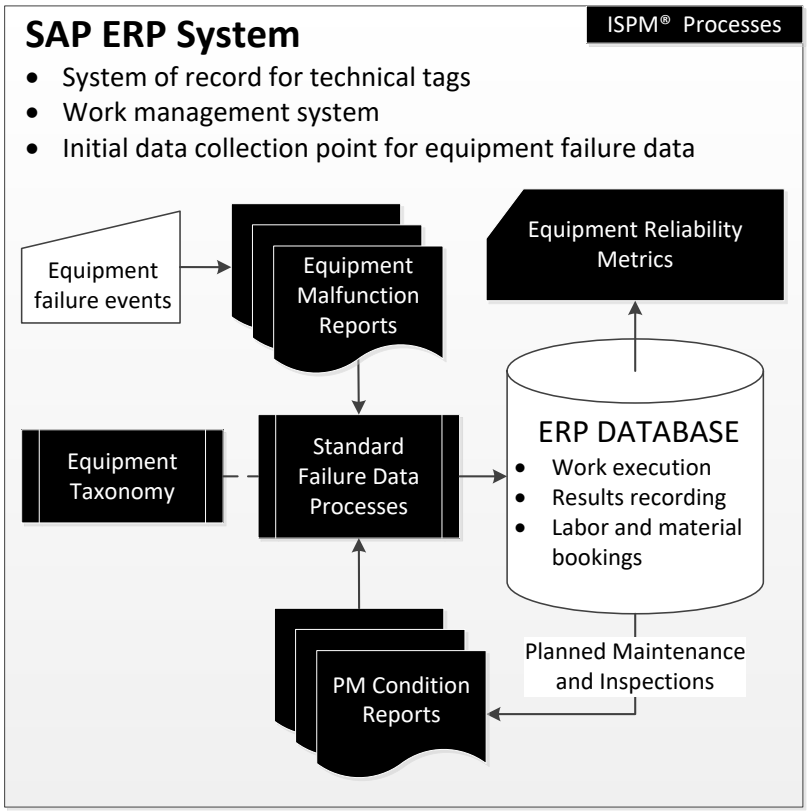


## 3. Product Implementation

### 3.1 S/4HANA Conversion Strategy

| There is a conversion strategy available, that supports customers to migrate the Add-On from SAP Business Suite to SAP S/4HANA on-premise edition. | |
|---|---|
| Details: | **No changes to the existing Add-On are required**.<br>Customer can apply the very same Add-On for SAP S/4HANA.<br>An appropriate Attribute Change Package (ACP) with the necessary import conditions is provided, to support the conversion of the customer's SAP system to SAP S/4HANA. |
| Consultants Remark: | All checks and corrections suggested by S4HANA READINESS assessment have been implemented by the vendor. |

## ***3.2 Complete List of used and released SAP objects***

The list below has been given to SAP by the Vendor, for reference purposes.
SAP cannot guarantee that it's a complete list.

**Complete List of used BAPIs / RFCs / IDocs / ESs or other SAP building blocks *that are officially released* by SAP.**

Please list all items of SAP integration technologies used in detail. Only list **released** SAP objects here!
For example, you can see the status of function modules in transaction SE37, on the attributes-tab.

You could also send the list in a separate document or spreadsheet.

**Example:**

Released BAPIs:
- ❑ SalesOrder.Simulate
- ❑ bapi_customer_getdetail
- ❑ ...

Released RFCs or function modules:
- ❑ BANK_KEY_CHECK
- ❑ ...

Enterprise Services:
- ❑ EmployeeAddressByEmployeeQueryResponse_In

Released IDocs/Message (from SAP):
- ❑ ORDERS01/ORDERS
- ❑ CREMAS01/CREMAS
- ❑ ...

IACs:
- ❑ Available to Promise on the Internet (SD-BF-AC)
- ❑ …

SAP Standard Reports for data migration:
- ❑ RIIBIP00
- ❑ ....

CMOD exit/enhancement:
- ❑ CUBX0001-Configuration: determine superior material
- ❑ ...

BADIs/BTEs:
- ❑ BOM_UPDATE
- ❑ ...

| Name of BAPI/RFC/IDoc/Message/etc. |
|---|
| BAL_DB_LOAD |
| BAL_DB_SAVE |
| BAL_DSP_LOG_DISPLAY |
| BAL_LOG_CREATE |
| BAL_LOG_HDR_READ |
| BAL_LOG_MSG_ADD |
| BAL_LOG_REFRESH |
| BAPI_ALM_NOTIF_CHANGEUSRSTAT |
| BAPI_ALM_NOTIF_SAVE |
| BAPI_ALM_ORDER_GET_DETAIL |
| BAPI_ALM_ORDER_MAINTAIN |
| BAPI_TRANSACTION_COMMIT |
| BAPI_TRANSACTION_ROLLBACK |
| CONVERSION_EXIT_ALPHA_INPUT |
| CONVERSION_EXIT_ALPHA_OUTPUT |
| DYNP_VALUES_READ |
| F4IF_FIELD_VALUE_REQUEST |
| MESSAGE_STORE |
| MESSAGES_INITIALIZE |
| MESSAGES_SHOW |
| POPUP_GET_VALUES |
| RS_VARIANT_EXISTS |
| STATUS_READ |
| UNIT_CONVERSION_SIMPLE |

### 3.3 Complete List of used and *unreleased* SAP objects

The list below has been given to SAP by the Vendor, for reference purposes.
SAP cannot guarantee that it's a complete list. In addition, the correct functionality of the objects listed below is not in the scope of this ABAP Add-On Deployment certification.

***Complete*** **List of used but *unreleased* SAP objects, such as function modules and reports.**

Please list all items of SAP integration technologies used in detail.
Only list **unreleased** SAP objects here!

Please also mark all the used objects that *write data* to the SAP database with an X in the "write"-column.

You could also send the list in a separate document or spreadsheet.

**Example:**

RFCs:
- ❑ l_to_confirm
- ❑ rfc_read_table
- ❑ ...

Function modules:
- ❑ convert_code_non_uc
- ❑ cacs_unicode_checker
- ❑ ...

Reports:
- ❑ rp512tfi

Others:

| Name of BAPI/RFC/IDoc/Message/etc. | write |
|---|---|
| ALM_ME_FUNCLOC_INSTALLED_EQUI | |
| CO_BH_DATA_RESET | |
| CRM_MESSAGE_TEXT_SPLIT | |
| DIWPS_REV_RESET | |
| F4_FILENAME | |
| FUNC_LOCATION_HIERARCHY | |
| IQS0_BUFFER_GET | |
| IQS4_CREATE_NOTIFICATION | |
| IQS4_GET_NOTIFICATION | |
| IQS4_MODIFY_NOTIFICATION | |
| ITOB_GET_CLASS_STANDARD | |
| LVC_FIELDCATALOG_MERGE | |
| PM_HLP_QMEL_LIST | |
| QMHL_HELP_QMEL_ART | |
| STATUS_CHANGES_GET | |
| STATUS_PROFILE_CHANGE | |
| STATUS_RESET_INTERN | |
| STATUS_SET_INTERN | |
| | |
| | |
| | |

# 4. Quality

The Information below (4.1, 4.2 and 4.3) is provided by the vendor/3rd party Add-On provider.
It has neither been tested nor validated by SAP.

## 4.1 Performance and Scalability

| | |
|---|---|
| Overview on the architecture and design of the product including performance and scalability. | The ISPM Add-On is a built-in product within the SAP ECC system. All development is done using ABAP under our namespace.<br>Performance and scalability are ensured by following relevant SAP Best Practices for ABAP code development and testing.<br>Relevant SAP Best Practices include:<br>• Official ABAP Programming Guidelines<br>• SAP Guidelines for Best-Built Applications that Integrate with SAP Business Suite<br>• SAP Change and Transport Management<br>Best Practices for Designing, Developing, and Testing to Ensure Optimum System Scalability and Performance |

## 4.2 Quality Assurance

| | |
|---|---|
| Overview on Quality Assurance procedures from the vendors to assure that the interface design and performance consistently conform to specified requirements. | 1. ISPM testing of configuration and development objects is done in a manner consistent with enterprise software due-diligence as outlined in SAP publication, *SAP Change and Transport Management*. This includes a landscape with separate DEV and QAS instances, and with DEV separate clients for development (Gold Client) and unit testing (Unit Test Client).<br>2. Custom IMG nodes were created for population of custom tables. This ensures all customization settings made in these custom tables are subject to the same level of enterprise software due-diligence and quality assurance as standard configuration activities.<br>3. Each functional specification for development includes detailed unit test and UAT scripts. These scripts are performed and documented within the respective functional specifications. All test must pass before a development object can be released to customers.<br>4. The ISPM product has been tried, tested, and refined through ten years of application in industry. This addresses both technical performance and practicality of the solution. We encourage feedback from our customer base through our ISPM Enterprise Support program. |
| The following quality documents exist: | |
| Test Plan Documentation | ☒ yes<br>Comments: |
| Test Report Documentation | ☒ yes<br>Comments: |
| Benchmark Results Documentation | ☒ no<br>Comments: |

### 4.3 Security

| | |
|---|---|
| The Add-On Development Lifecycle ensures security | OK |
| The Add-On does not contain any **Cross-Site Scripting (XSS)** vulnerabilities | OK |
| The Add-On does not contain any **memory corruption** vulnerabilities | OK |
| The Add-On does not contain any **SQL or other data query and manipulation language injection vulnerabilities** | OK |
| The Add-On does not contain any **Path Traversal vulnerabilities** | OK |
| The Add-On does not contain any **intentionally hidden and non-documented features** that circumvent security measures (backdoor) | OK |
| Remarks: | |

## *5. Software Product Assessment*

### 5.1 Check Documentation

| | |
|---|---|
| Functional Documentation | ☒ yes<br>Comments: |
| Installation Documentation | ☒ yes<br>Comments: |
| Maintenance Documentation | ☒ yes<br>Comments: |
| End User Documentation | ☒ yes<br>Comments: |

**Reliability Dynamics provides the following documentation deliverables with ISPM product. Documentation is customer specific.**

| | |
|---|---|
| SO000100 | Solution Overview |
| BP000100 | Equipment Taxonomy Structuring Procedure |
| BP000300 | Equipment Type Taxonomy and Classification |
| BP000400 | Equipment Reliability Data Processes |
| BP000410 | Equipment Reliability Data Quality Management Processes |
| BP000420 | Glossary of Terms |
| CD000100 | Configuration and Change Documentation |
| TS000100 | Technical Specifications |
| TD000100 | Test Documentation |
| EC000100 | ISO 14224:2006 Extended Taxonomy |

### 5.2 Install and Configure Product for SAP Integration

| | |
|---|---|
| How is the installation and setup of the product integration part done? | ☒ good<br>☐ average<br>☐ poor |
| Remarks | **SAPK-100COINRDEAM** installed with the below logs in the ICC Test System EY2. Add-On was successfully uninstalled as well. |

BC Set sent separately to customers for customizing:

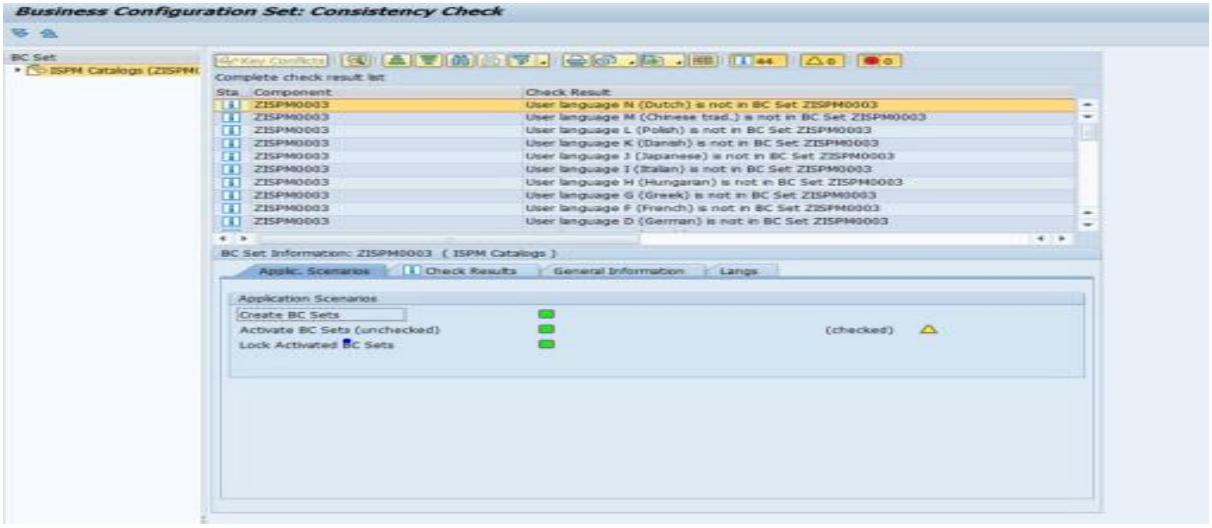


## *6. Test Cases*

| **6.1 Checks performed by the AddOn Assembly Kit (AAK)** | |
|---|---|
| Invalid objects | OK |
| Existence of objects and table entries to be delivered | OK |
| Assignment to namespace | OK |
| Delivery of CVERS entries (R3TR VERS) not possible | OK |
| New objects (entries) in Support Package/CRT | OK |
| Table entries (check if delivery-relevant/delivery behavior) | OK |
| Assignment to development class and software component | OK |
| Table entries in customer name range (protected: TRESC) | OK |
| Included AAK Log of Performed Checks | ☐ yes ☒ no |
| **Remarks: No log included, because everything was ok.** | |

## 6.2 Test Cases Executed during the functional demo

| | |
|---|---|
| 1.Install Add-on in S/4HANA 1709 instance using transaction SAINT. 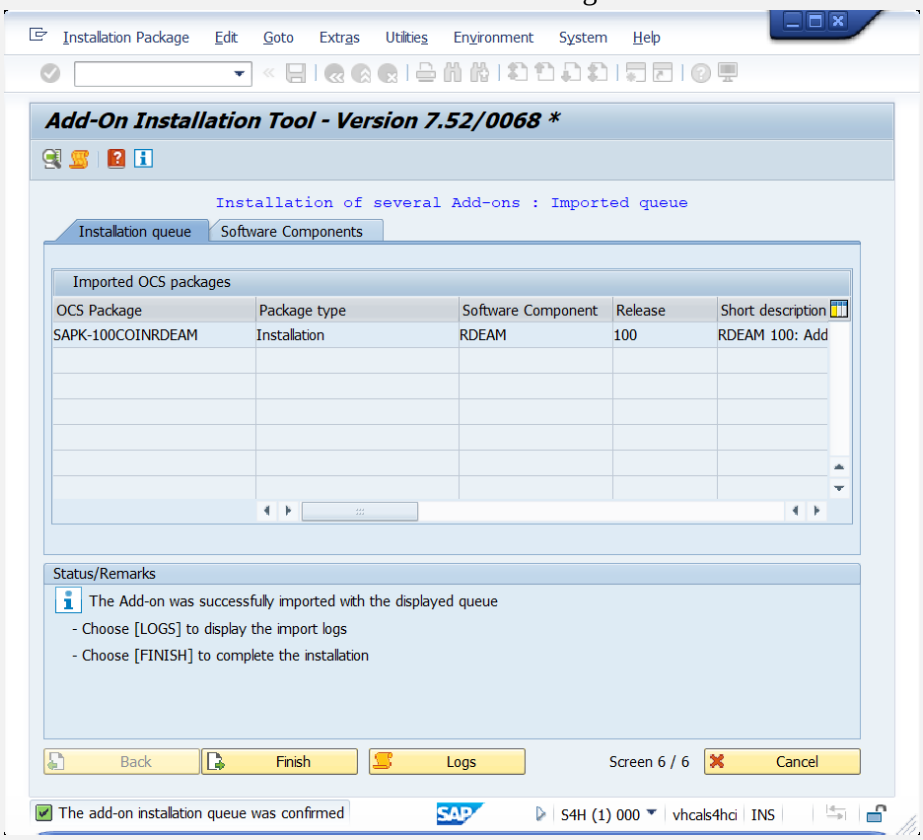  | OK |
| 2.<br><br>Use transaction /RDEAM/FUNC_LOC_CHK (create favorite and execute) to check the functional location structure for inconsistencies. Specify TPF as the top node in the structure to be checked. Note the functional location LLAK-8400-P-001-F-02 (among others) has an error. Confirm report output and the ability to fix errors within report results. 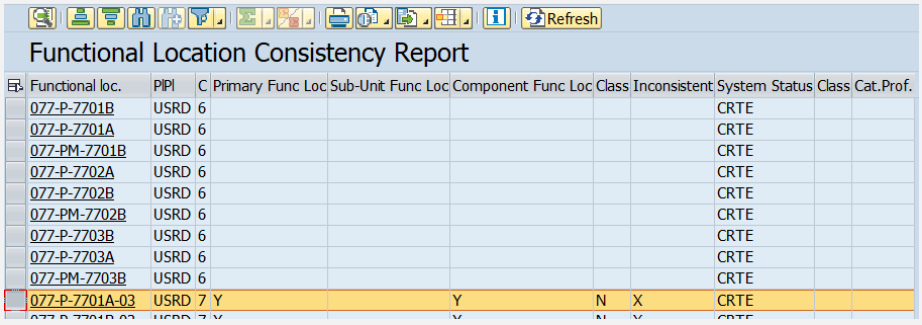  | OK |

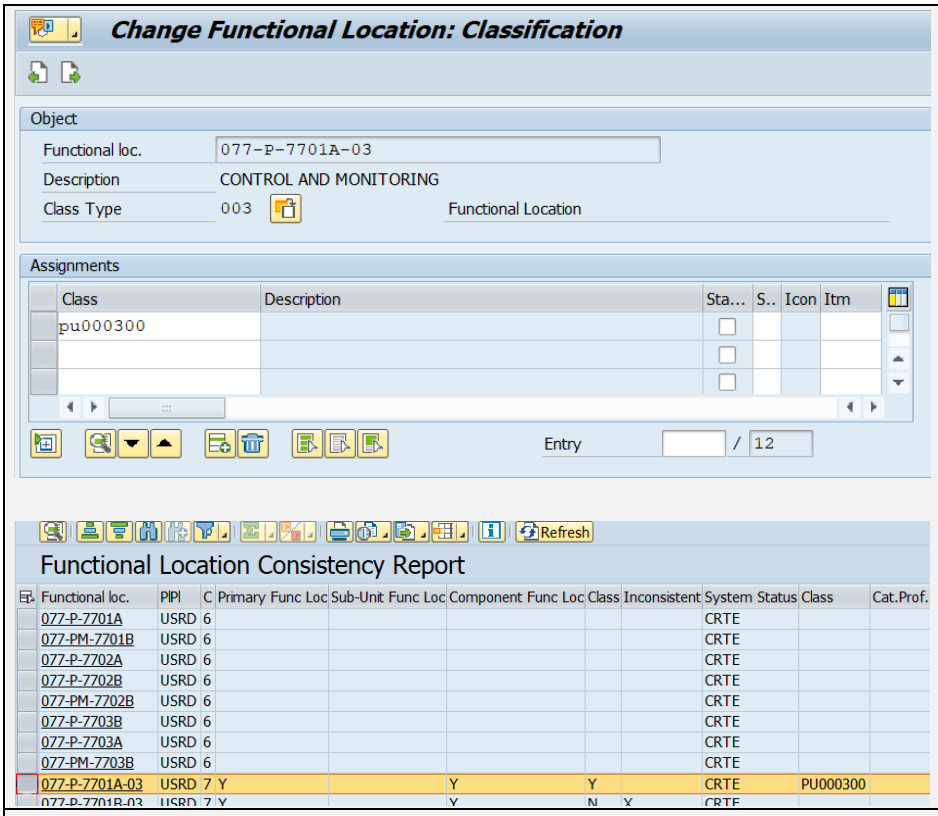


3.

Use transaction IW24 to initiate a malfunction report. Do not specify any data in the report and attempt to save the record. The system should generate an error message stating that a functional location or equipment reference object is required.

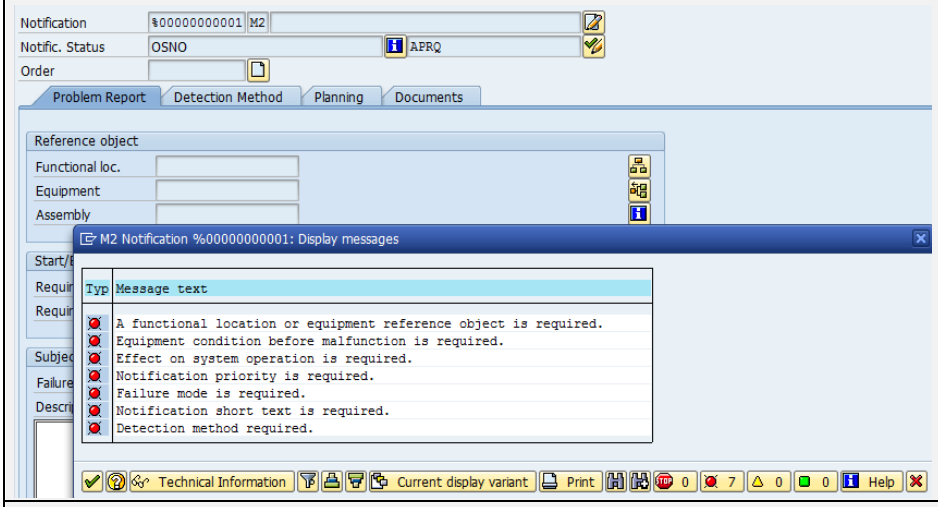


OK

4.

Use transaction IW24 to initiate a malfunction report. Specify “077-P-7701A/B” as the reference object. The system should generate an error message specifying missing data.

OK

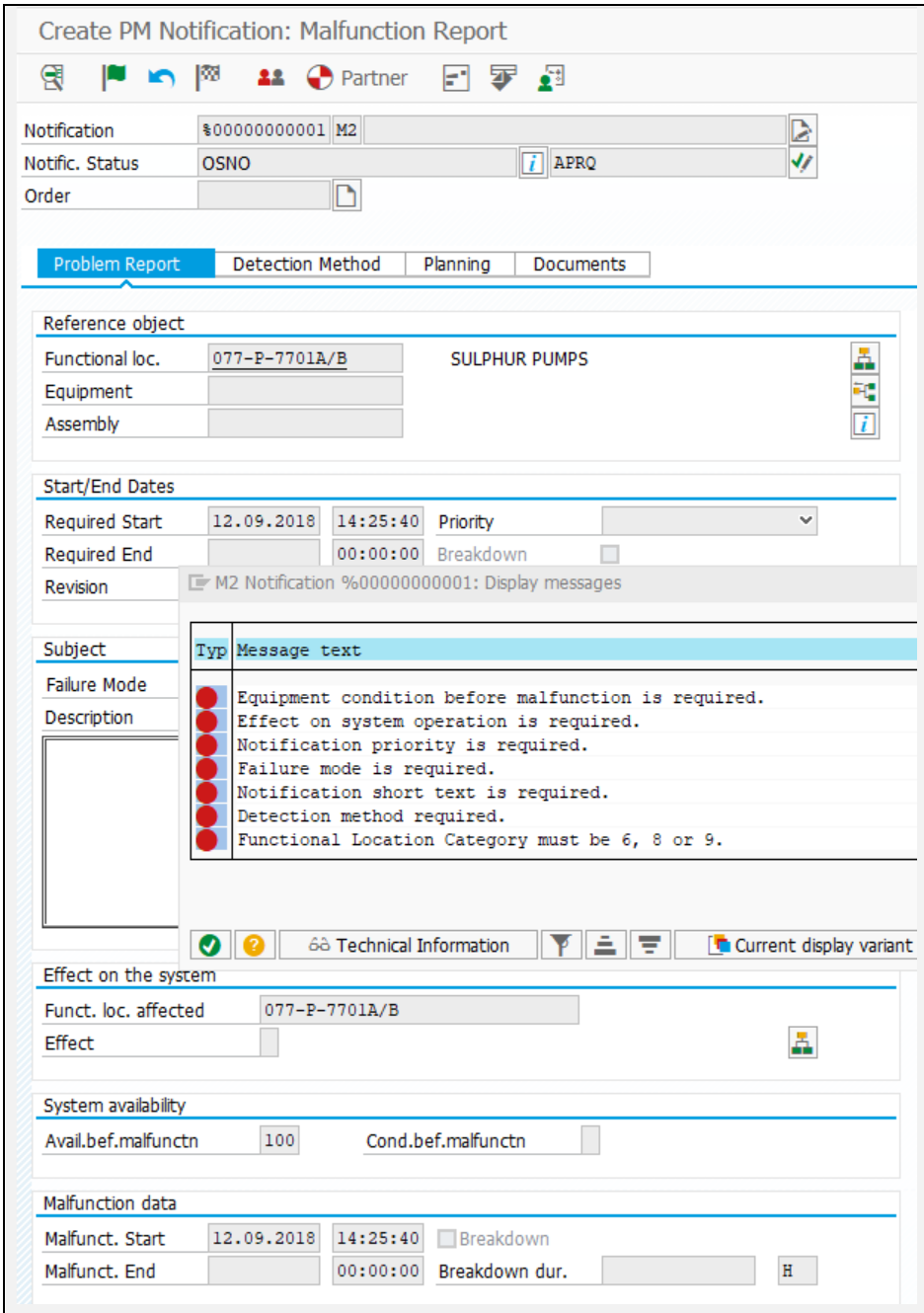


| | |
|---|---|
| 5.<br><br>Update the reference object in Step 4 to 077-P-7701-A.<br><br>Complete data fields in the notification and specify a value of 3 for “Effect” (Effect on the system screen group). Save the notification and reopen using transaction IW22. Observe two things: (i) The breakdown indicator is set, and (ii) the functional location affected has been updated to match the functional location reference object. | OK |

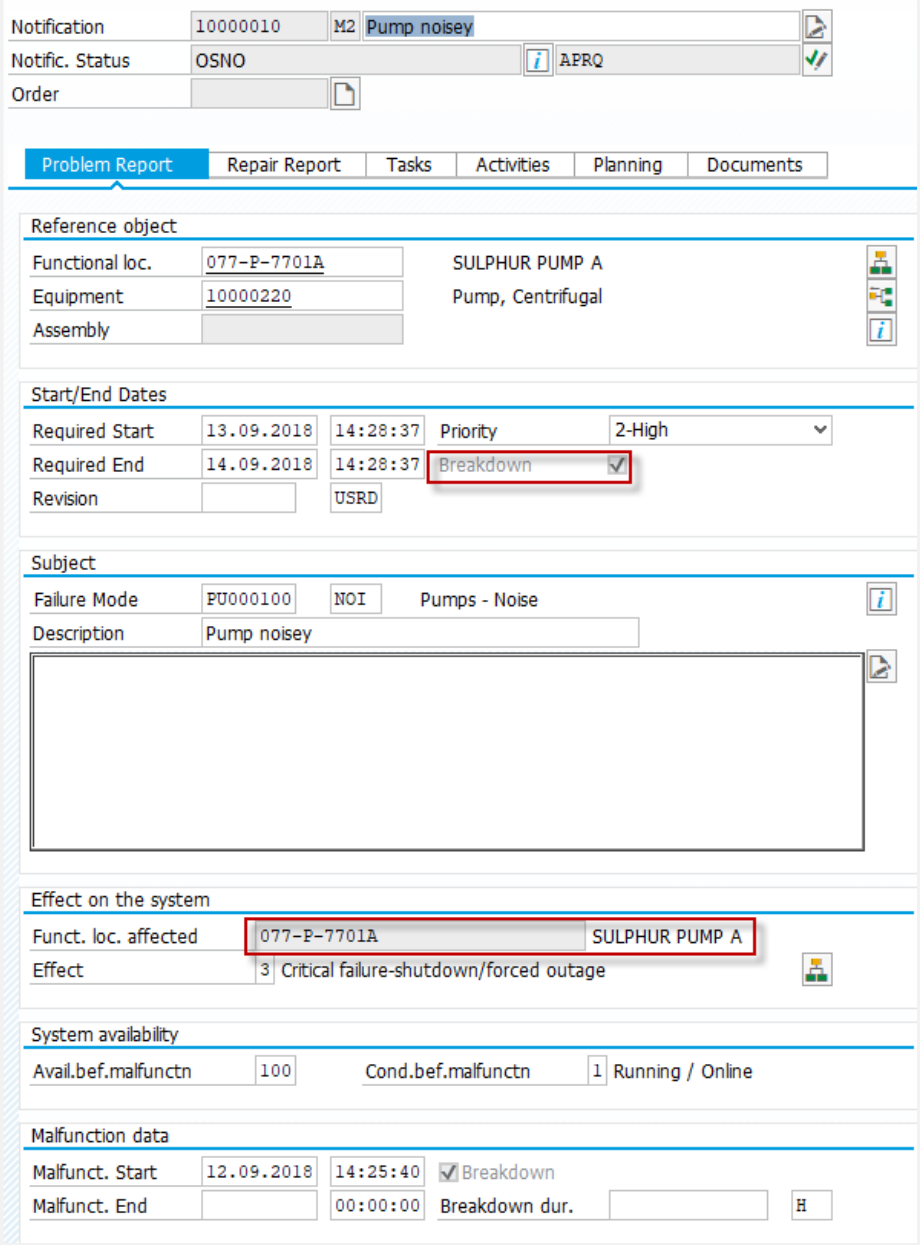


| | |
|---|---|
| 6.<br><br>Attempt to complete the notification created in Step 5 by clicking the complete notification push-button. The system should generate an error message specifying missing data. Enter the missing data and then complete the notification (system status NOCO). | OK |

## Field validations

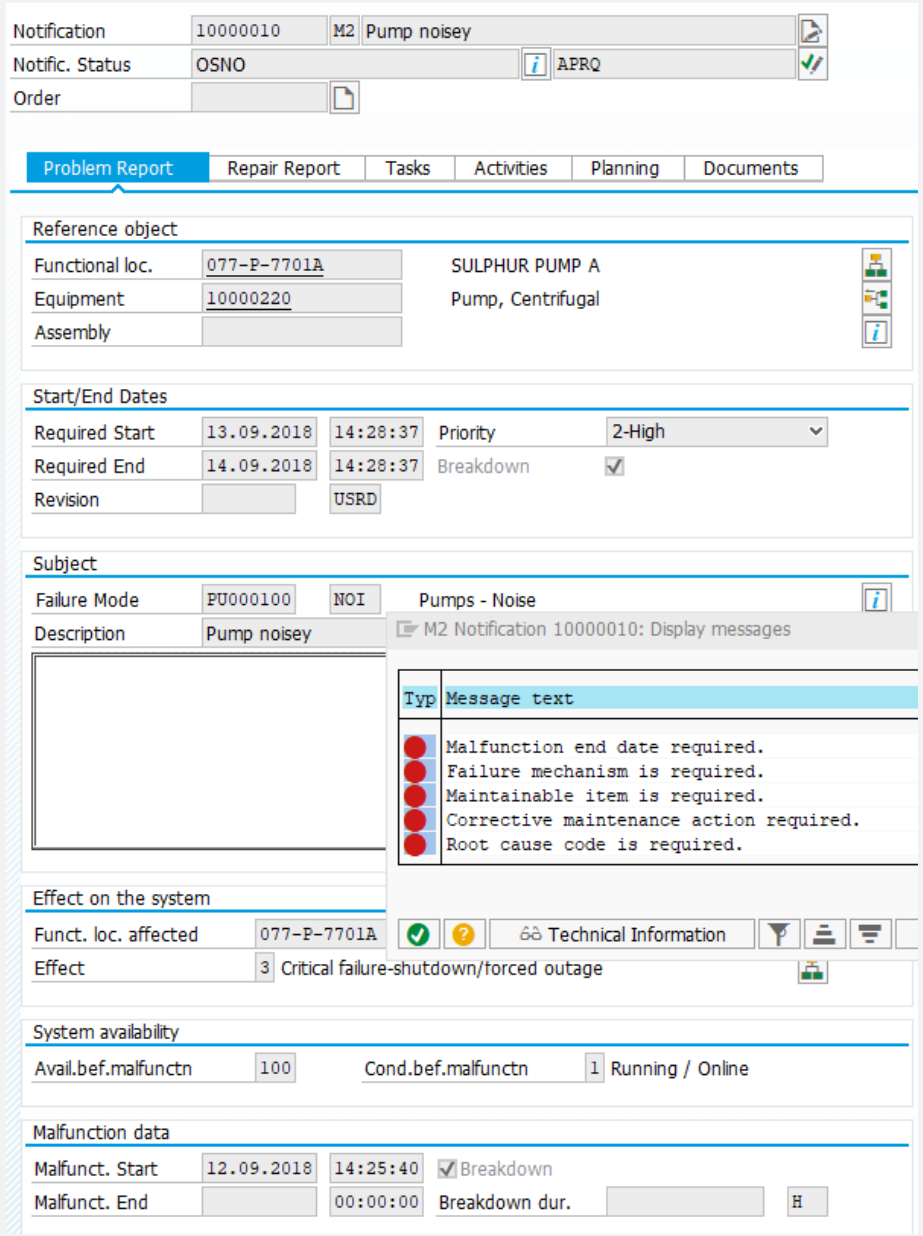


## Completed record

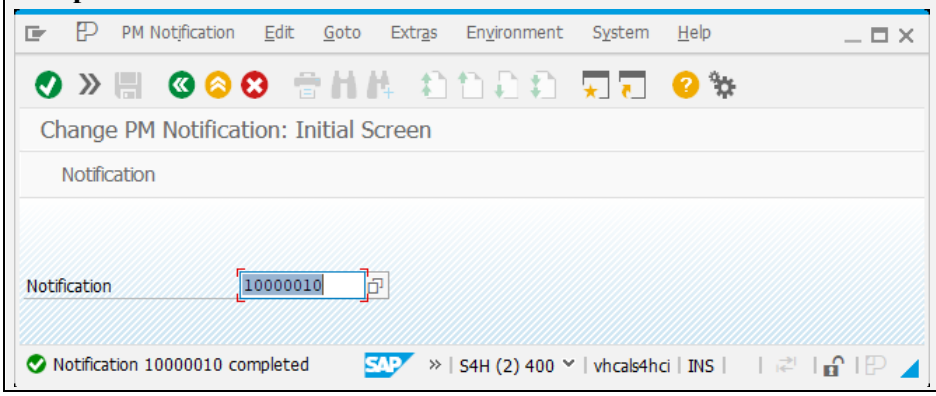

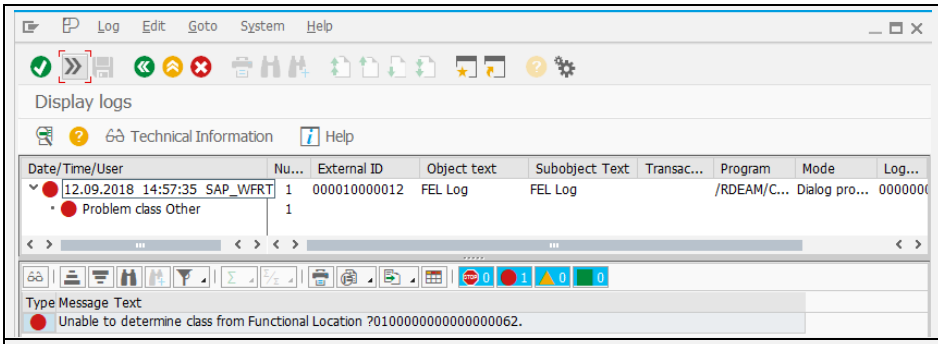


| | |
|---|---|
| 7.<br><br>Create a follow-on notification for the notification created in Step 5 using the appropriate command in the action box. Specify notification type M1, input details, and save the record. Click the notification hierarchy button in the action box of the first notification to display the relationship between the two notifications. | OK |

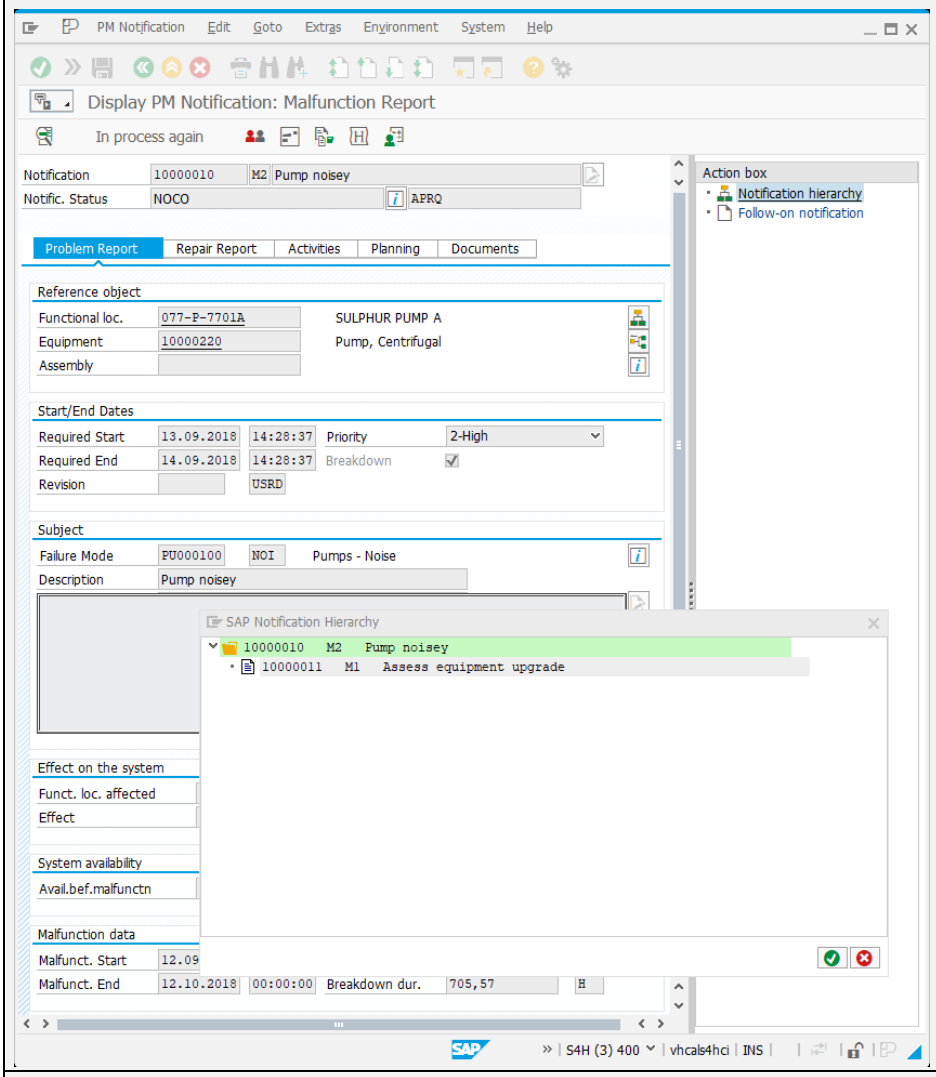


| | |
|---|---|
| 8.<br><br>Use transaction IW24 to initiate a malfunction report. Specify “077-PI-118” as the reference object. Complete, release, and save the notification. Reopen the notification using transaction IW22, use the action box to display | OK |

notification hierarchy, and observe that no statistical FEL notification has been created. Use the Log Report to troubleshoot, transaction /RDEAM/FEL_LOG (create favorite and execute). Execute, observe the error, and navigate to the technical structure to fix the structural issue (introduced for this test). Open functional location LLAK-8400-P-001-F-02 in change mode, specify class number PU000200, and save record. Navigate back to the Log Report and reprocess. Reopen the original notification using transaction IW22, click the notification hierarchy button in the action box, and observe the new statistical record.

**Create native malfunction report**

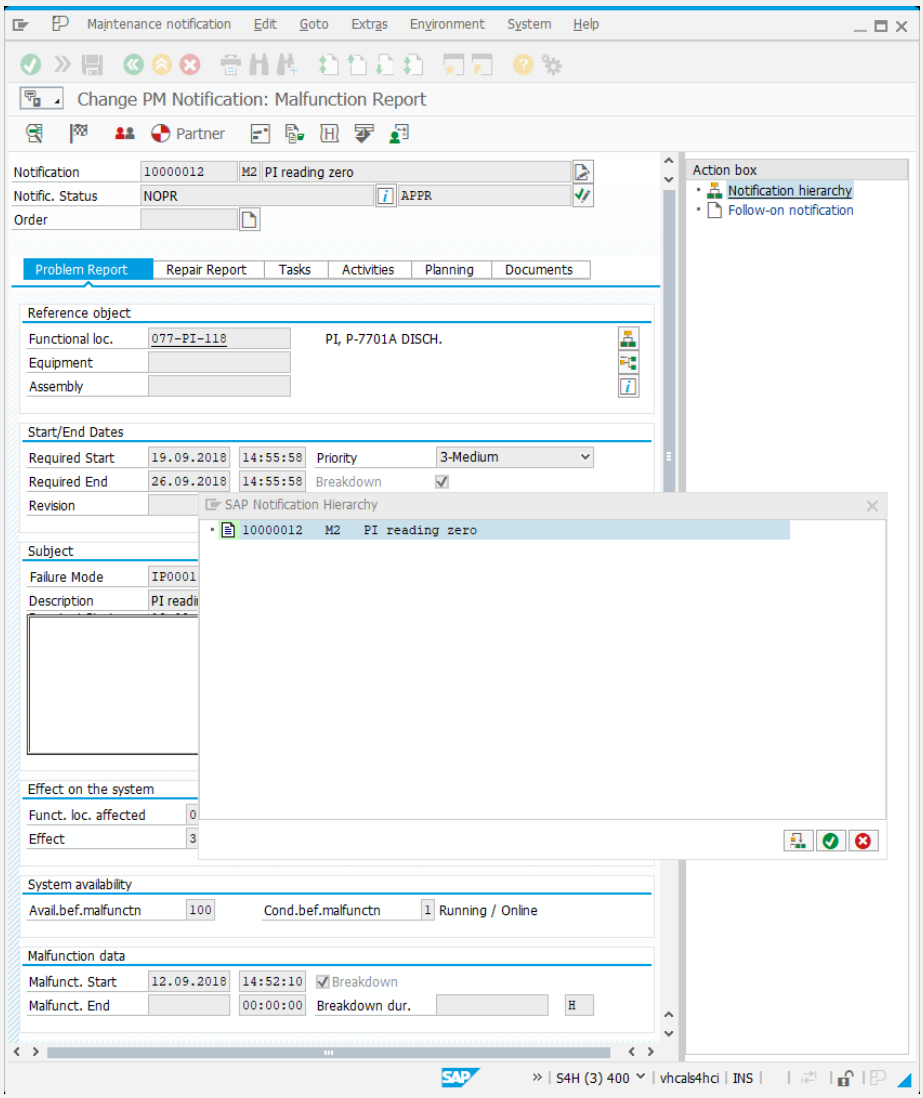


**Run Log Report**

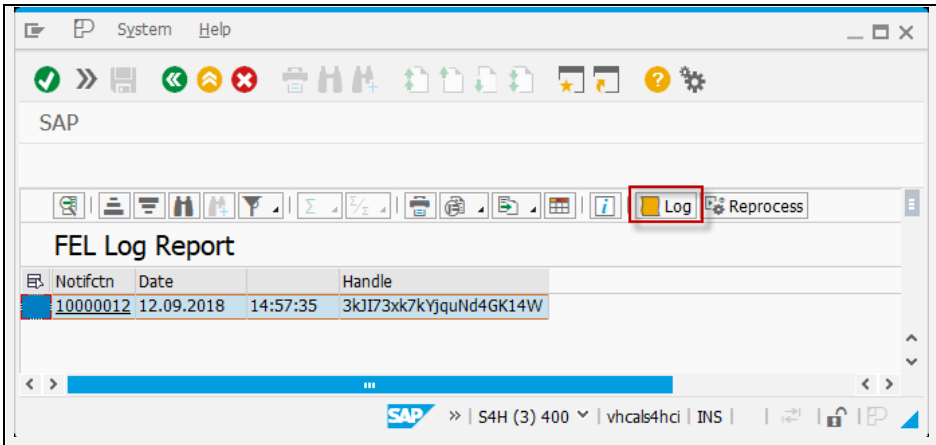


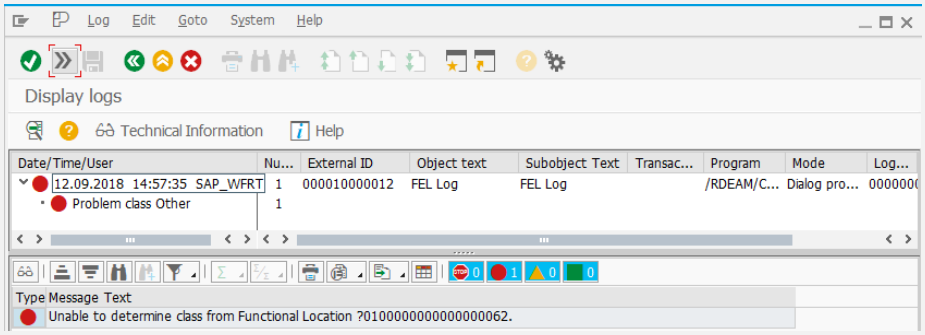


**Navigate to relevant functional location from the log report, fix the issue, and reprocess log report.**

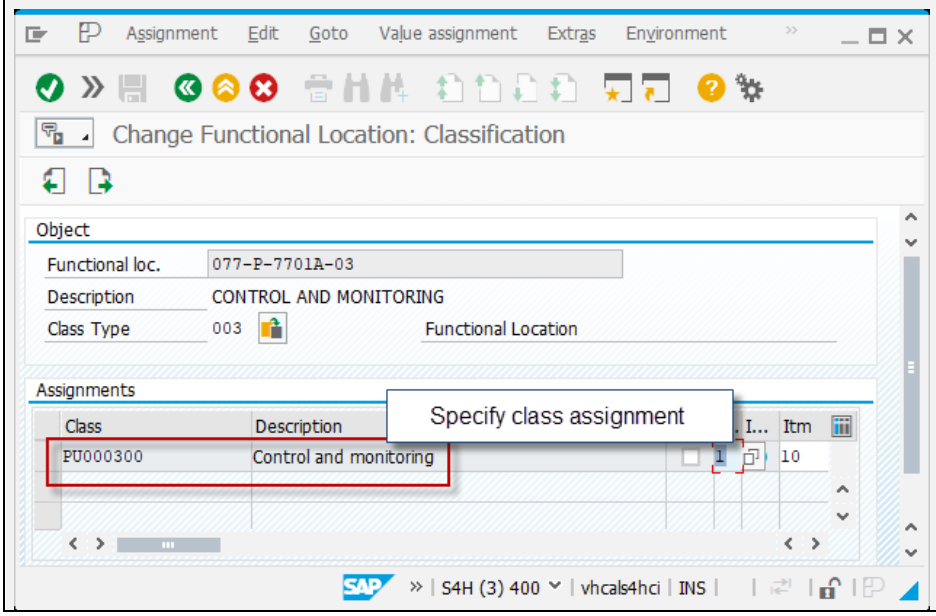

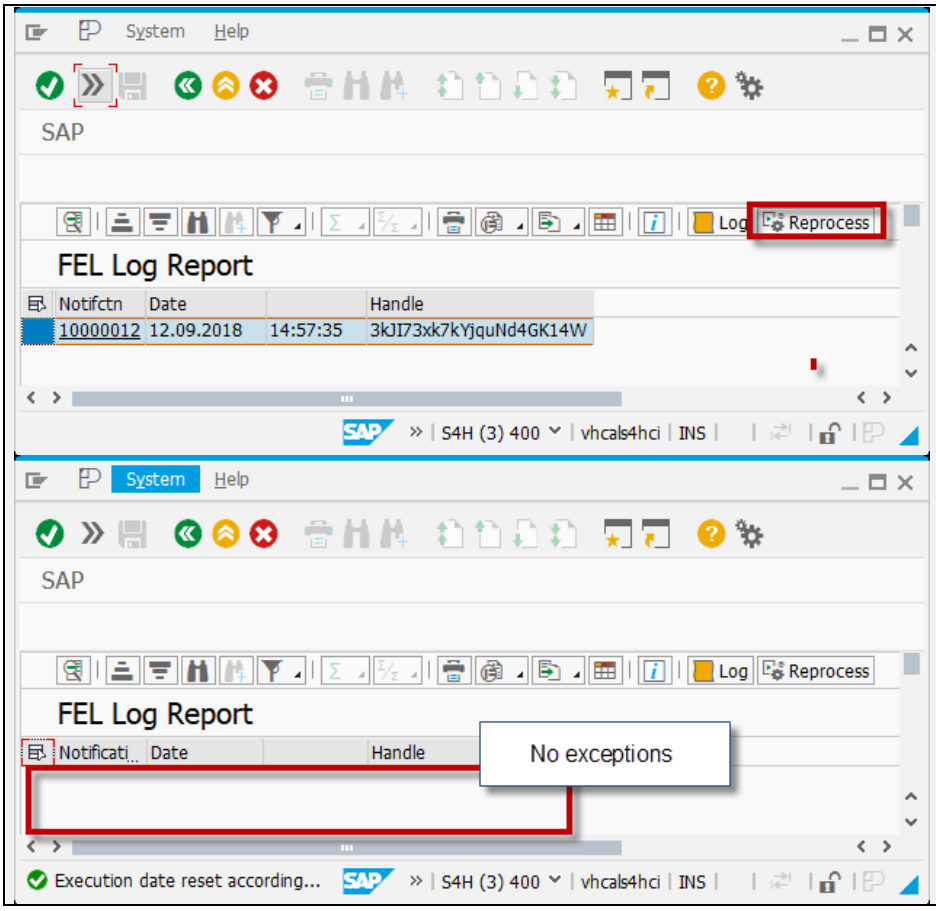
System
Help
SAP
Log
Reprocess
FEL Log Report
Notifctn
Date
Handle
10000012
12.09.2018
14:57:35
3kJI73xk7kYjquNd4GK14W
S4H (3) 400
vhcals4hci
INS
System
Help
SAP
Log
Reprocess
FEL Log Report
Notificati...
Date
Handle
No exceptions
Execution date reset according...
S4H (3) 400
vhcals4hci
INS

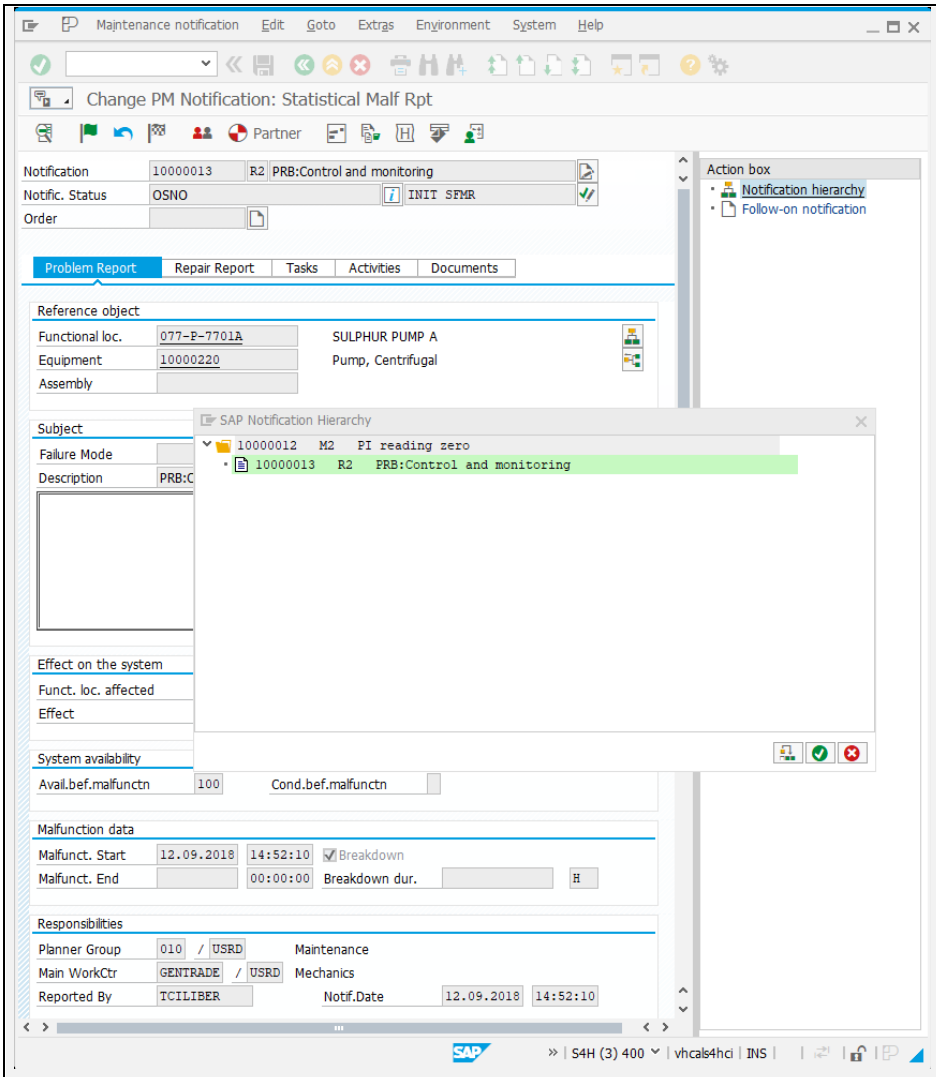


| | |
|---|---|
| 9.<br><br>Execute transaction IL05, Function location list report, and click on the multi-select for functional locations. Navigate to “Hierarchical Selection,” specify functional location TPF, and click the Execute push-button . Double click on location TPF-077 in the resulting display and then Click the button in the ensuing pop-up. Execute the report, which should display all subordinate objects. | OK |

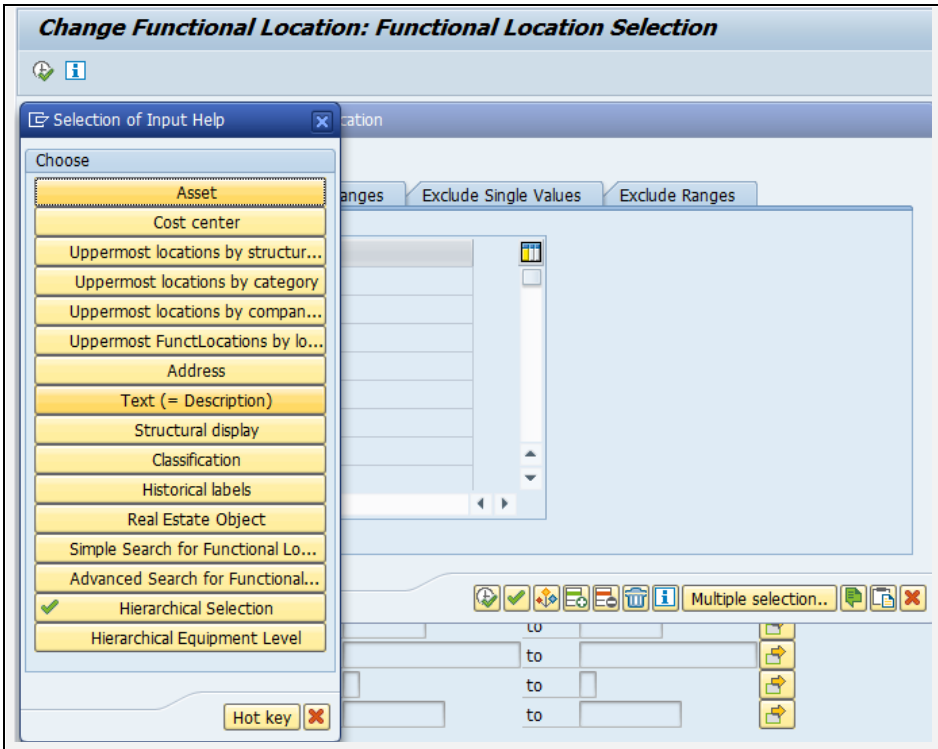


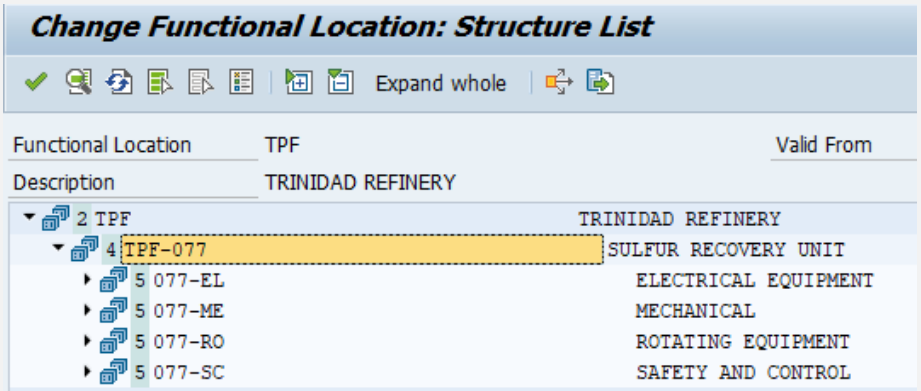


| C | Functional Location | Description of functional location |
|---|---|---|
| 4 | TPF-077 | SULFUR RECOVERY UNIT |
| 5 | 077-EL | ELECTRICAL EQUIPMENT |
| | 077-LP-A-101 | ANL, E-7711 CONDENSATE PUMPS DISCHARGE |
| | 077-LP-P-153 | P-7703A/B DISCH. PRESSURE |
| | 077-LP-T-161 | P-7703A/B DISCH. TEMP |
| | 077-ME | MECHANICAL |
| | 077-ME-HB | HEATERS AND BOILERS |
| | 077-ME-HE | HEAT EXCHANGERS |
| | 077-ME-PI | PIPING |
| | 077-ME-PI-SP | SPECIALTY ITEMS |
| | 077-ME-PI-TI | TIE-INS |
| | 077-ME-VE | VESSELS |
| | 077-P-7701A/B | SULPHUR PUMPS |
| | 077-P-7702A/B | CONDENSATE PUMPS |
| | 077-P-7703A/B | E-7711 CONDENSATE PUMPS |
| | 077-P-7703A/B-SC | COMMON CONTROL AND MONITORING |

| | |
|---|---|
| 10.<br><br>Repeat Test Case 8 using the “Hierarchical Equipment Level” multi-select option, which will display all main equipment (FL Category 6 only).<br><br> 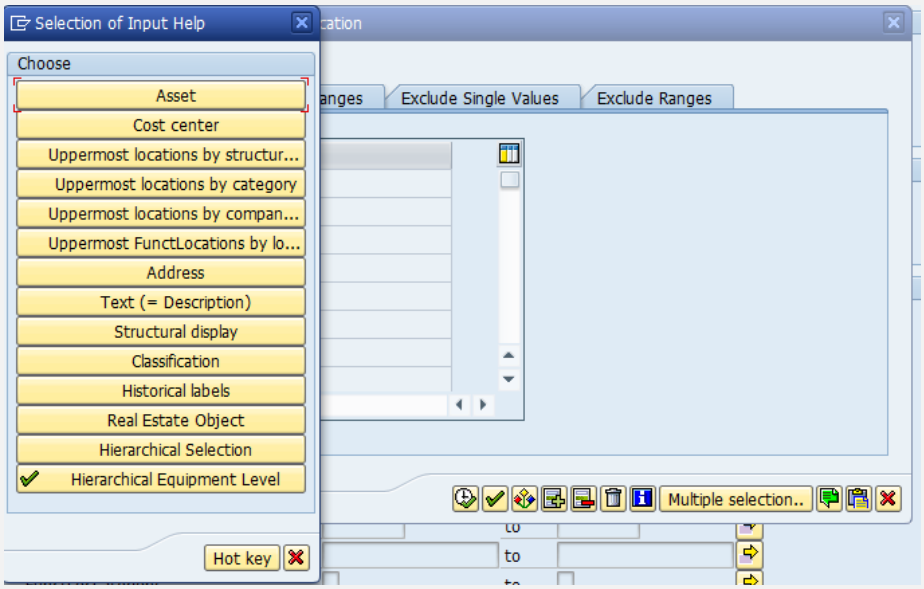 <br> | OK |

**Change Functional Location: Functional Location List**

| C | Functional Location | Description of functional location |
|---|---|---|
| 6 | 077-AE-101 | ANL, ELEMENT-COND. PUMPS DISCH |
| | 077-AI-101 | ANL, INDICATOR-COND. PUMPS DISCH |
| | 077-AT-101 | ANL,TRANSMITTER-COND. PUMPS DISCH |
| | 077-E-7700 | SULFUR CONDENSOR |
| | 077-K-7701 | MAIN AIR BLOWER A |
| | 077-K-7702 | MAIN AIR BLOWER B |
| | 077-K-7703 | INCINERATOR BLOWER |
| | 077-K-7704 | INCINERATOR BLOWER |
| | 077-KM-7701 | MAIN AIR BLOWER MOTOR |
| | 077-KM-7703 | INCINERATOR BLOWER MOTOR |
| | 077-KT-7702 | MAIN AIR BLOWER TURBINE |
| | 077-NEB-7701 | ELECTRICAL SUBSTATION |
| | 077-P-7701A | SULPHUR PUMP A |
| | 077-P-7701B | SULPHUR PUMP B |
| | 077-P-7702A | CONDENSATE PUMP A |
| | 077-P-7702B | CONDENSATE PUMP B |
| | 077-P-7703A | E-7711 CONDENSATE PUMP A |
| | 077-P-7703B | E-7711 CONDENSATE PUMP B |
| | 077-PAL-153 | PAL, P-7703A/B DISCH. PRESSURE |
| | 077-PM-7701A | MTR, SULPHUR PUMP A |
| | 077-PM-7701B | MTR, SULPHUR PUMP B |
| | 077-PM-7702A | CONDENSATE PUMP A MOTOR |
| | 077-PM-7702B | CONDENSATE PUMP B MOTOR |
| | 077-PM-7703A | MTR, E-7711 CONDENSATE PUMP A |
| | 077-PM-7703B | MTR, E-7711 CONDENSATE PUMP B |
| | 077-PSL-153 | PSL, P-7703A/B DISCH. PRESSURE |
| | 077-R-7700 | REACTOR SHELL |
| | 077-S-7704A | INCINERATOR AIR BLOWER |
| | 077-S-7704B | INCINERATOR AIR BLOWER |
| | 077-S-7706A | INCINERATOR AIR BLOWER |
| | 077-S-7706B | INCINERATOR AIR BLOWER |
| | 077-TI-161 | TI, P-7703A/B DISCH. |

11.

Execute transaction IP10 for Maintenance Plan 1 and complete a manual call. Determine the number of the order call object via reopening IP10 and navigating to the order. Call transaction IW32 to edit the order, navigate to the order object list, and create a notification for one of the objects by clicking the Create notification push-button. Complete the notification inspection verdict, and green-arrow back to the order object list. Note that the currently installed equipment has populated into the notification.

OK

**Change Preventive Maintenance 4000001: Object List**

Order PM03 4000001 PUMP vibration check

Sys.Status CRTD MANC NMAI PRC INIT

HeaderData | Operations | Components | Costs | Objects | Additional Data | Location | Planning | Control

Object List

| P... | Sort | Serial No. | Material | Material description | Equipment | Object Description | Functional loc. | FunctLocDescrip. | Notification | N... | Description |
|---|---|---|---|---|---|---|---|---|---|---|---|
| | | | | | | | 077-P-7701B | SULPHUR PUMP B | | | |
| | | | | | 10000220 | Pump, Centrifugal | 077-P-7701A | SULPHUR PUMP A | 10000002 | | PUMP vibration check |

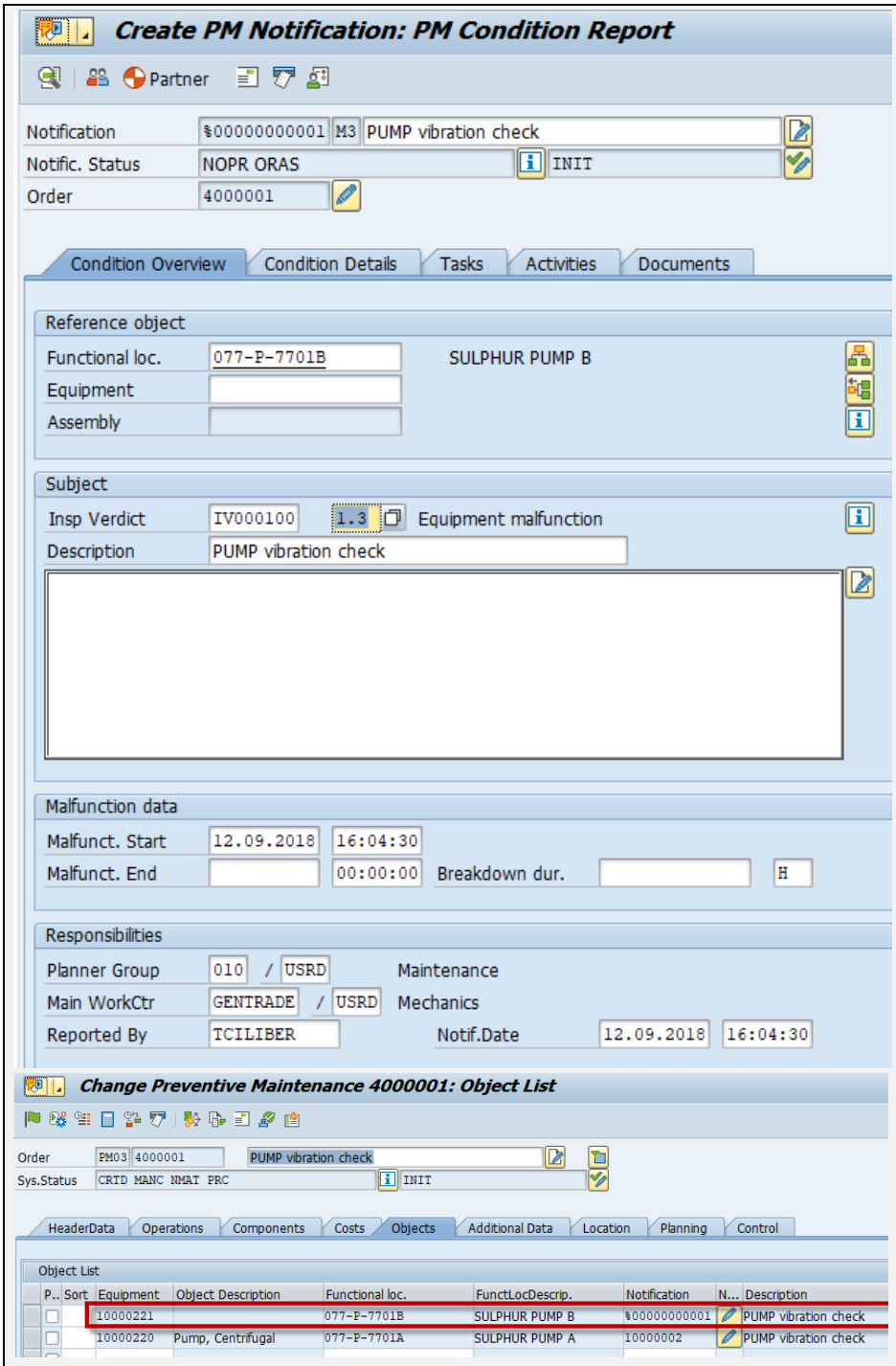


| | |
|---|---|
| 12.<br><br>Execute transaction IP10 for Maintenance Plan 2 and complete a manual call. Open the order using transaction IW32 and note that the currently installed equipment has populated into the order call object reference objects section. | OK |

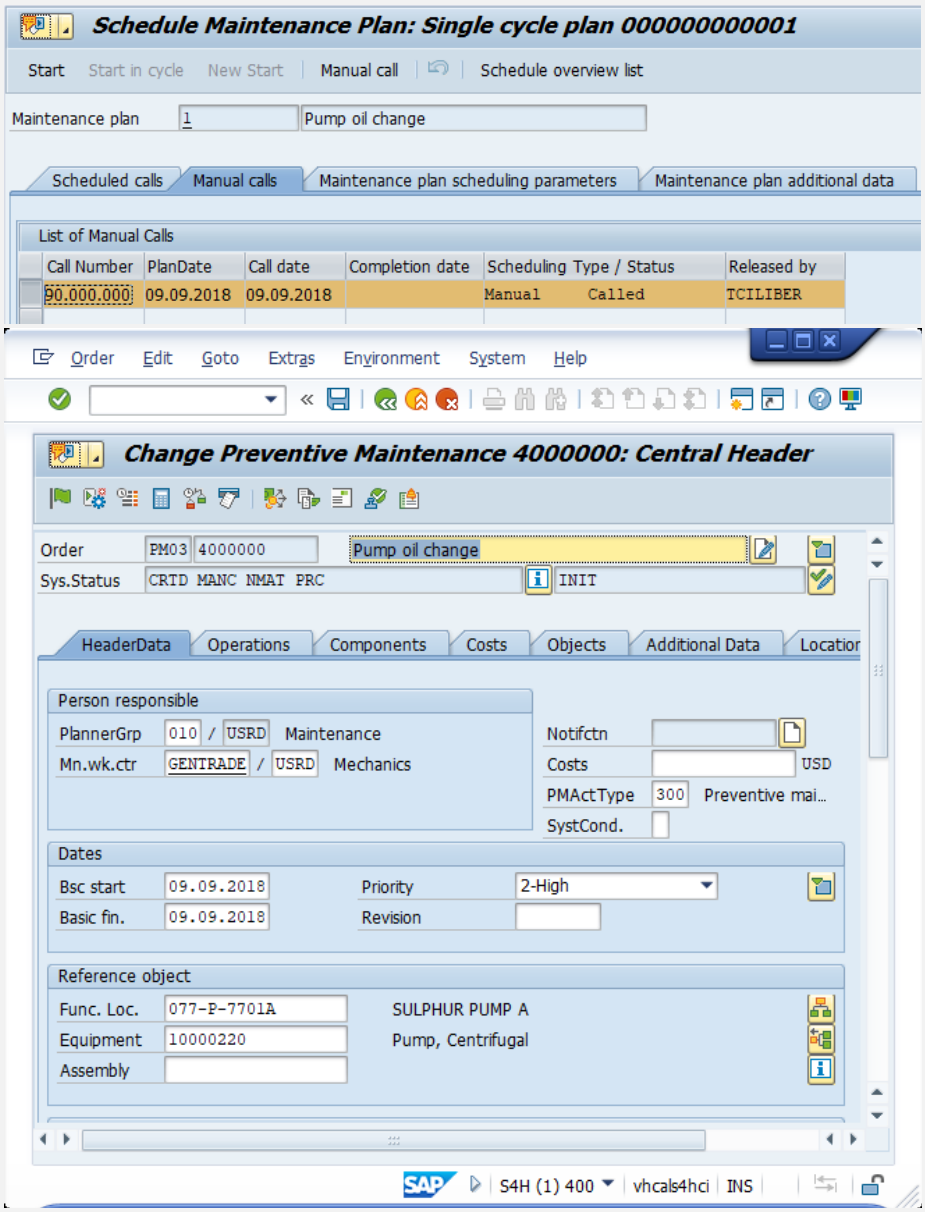


| | |
|---|---|
| 13.<br><br>Create a notification with functional location 077-P-7701A as a reference object. Note that equipment 10000223 will default into the equipment reference object field. Change the notification malfunction date/time to a date/time before the equipment exchange. The previous equipment installation can be input. | OK |

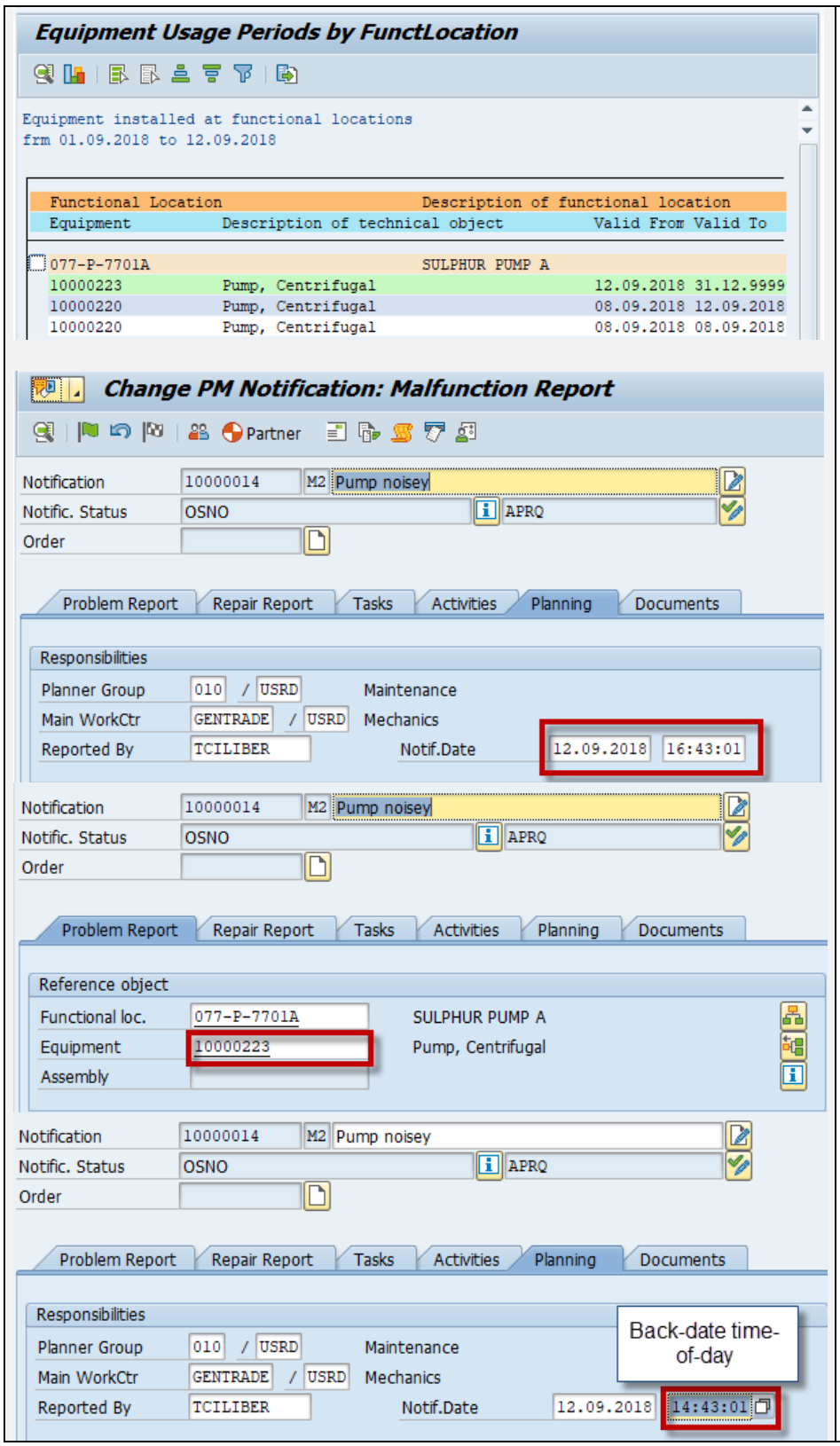
Equipment Usage Periods by FunctLocation
Equipment installed at functional locations
frm 01.09.2018 to 12.09.2018
Functional Location
Description of functional location
Equipment
Description of technical object
Valid From Valid To
077-P-7701A
SULPHUR PUMP A
10000223 Pump, Centrifugal 12.09.2018 31.12.9999
10000220 Pump, Centrifugal 08.09.2018 12.09.2018
10000220 Pump, Centrifugal 08.09.2018 08.09.2018
Change PM Notification: Malfunction Report
Partner
Notification 10000014 M2 Pump noisey
Notific. Status OSNO APRQ
Order
Problem Report
Repair Report
Tasks
Activities
Planning
Documents
Responsibilities
Planner Group 010 / USRD Maintenance
Main WorkCtr GENTRADE / USRD Mechanics
Reported By TCILIBER
Notif.Date 12.09.2018 16:43:01
Reference object
Functional loc. 077-P-7701A SULPHUR PUMP A
Equipment 10000223 Pump, Centrifugal
Assembly
Back-date time-of-day
14:43:01

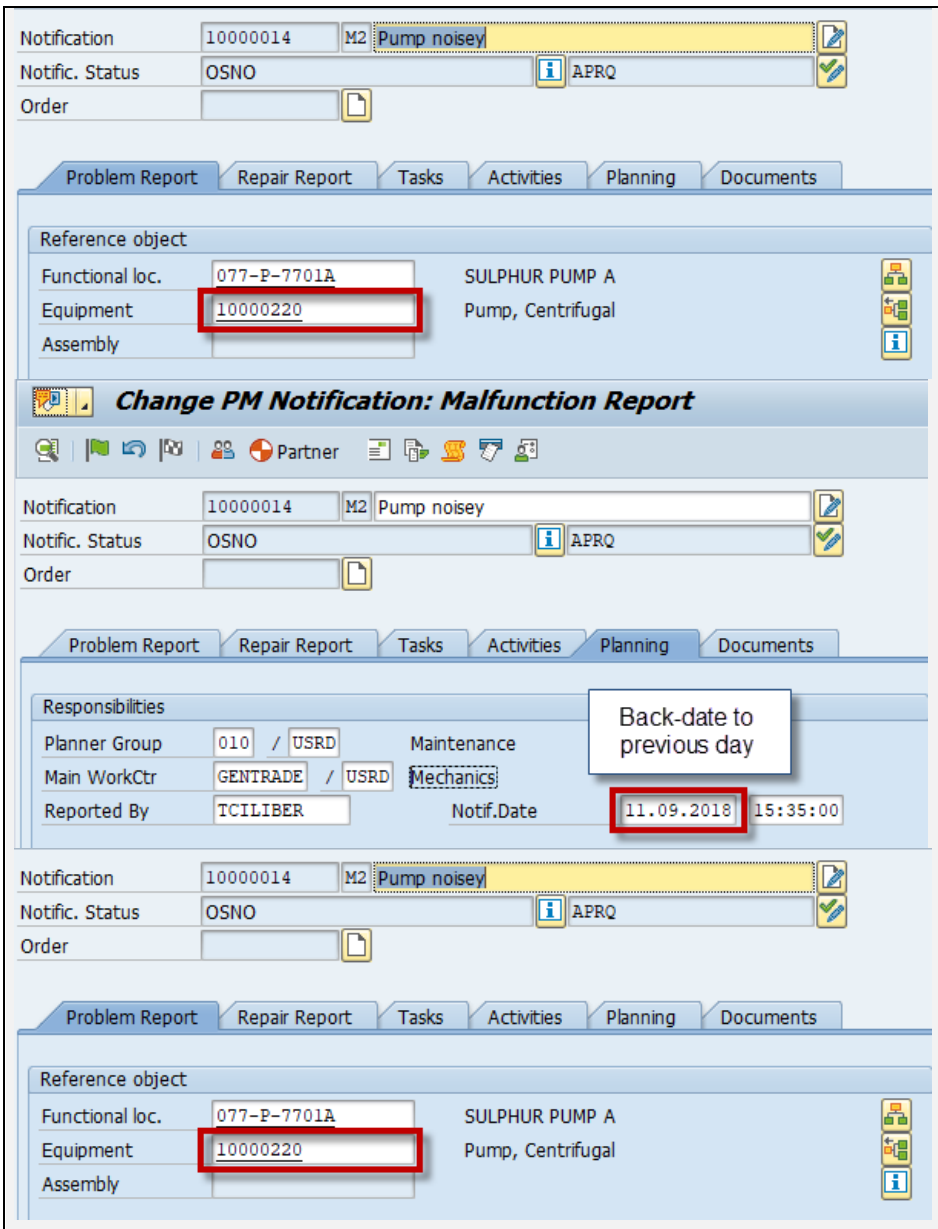


| | |
|---|---|
| 14.<br><br>Open the IMG and navigate to <Plant Maintenance and Customer Service, Maintenance and Service Processing, Notification Processing>, and confirm custom nodes as shown in the figure below. | OK |

| | |
|---|---|
| 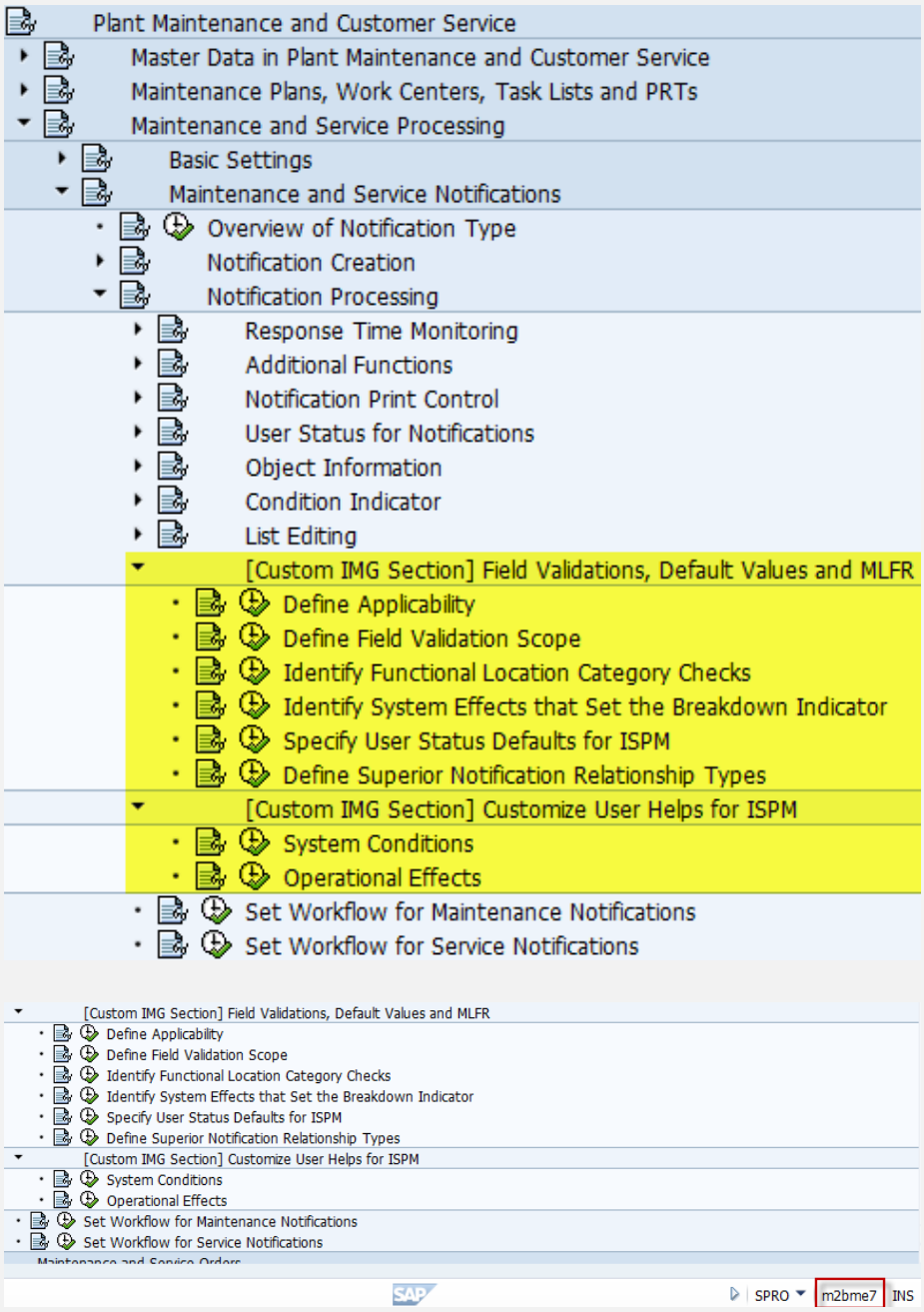 | |
| 15.<br><br>Uninstall add-on using the SAINT transaction using ISPM Add-on uninstallation instructions | OK |

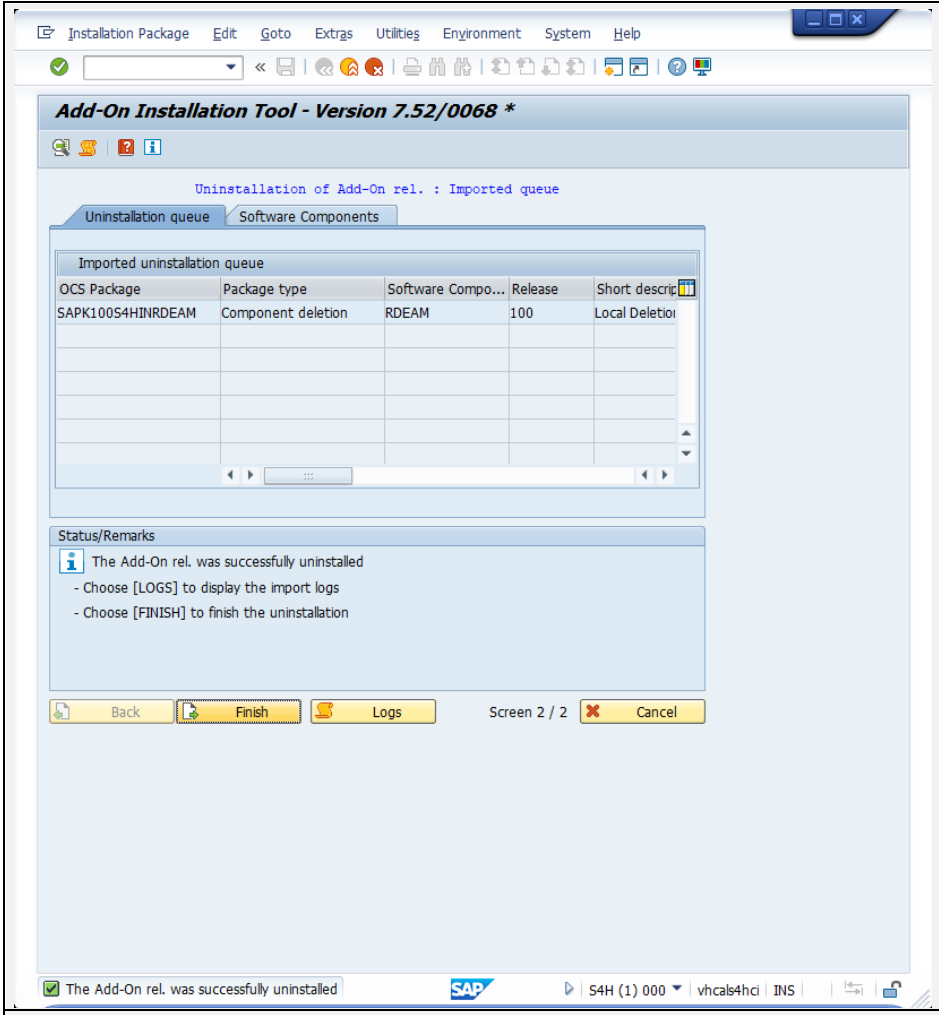


## 7. ISV/Partner Confirmation

Partner states that by following the guidelines of the ICC Integration Assessment or ICC Integration Guide, only the integration technologies listed in this document are used in the described interface software.

ABAP add-on deployment Certification is only valid for the SAP release and partner product release noted in this document; in the event of SAP **or** partner release changes SAP offers re-certification of the interface software.

The partner solution **has not been deployed or tested on SAP Solution Manager** as part of the certification procedure. It's therefore not "certified for SAP Solution Manager".